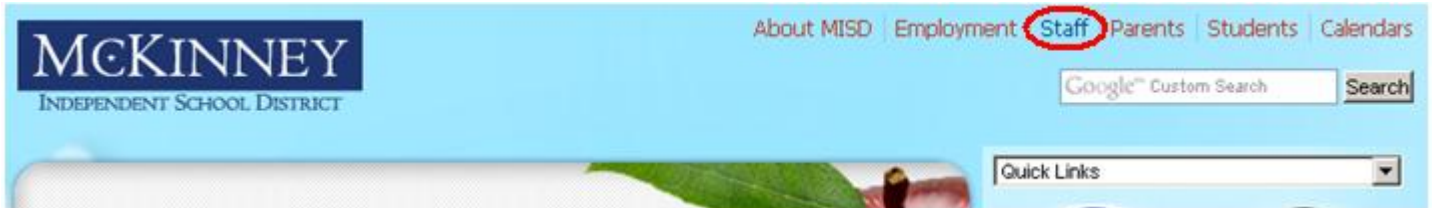


# Learn About **eduphoria!** Workshop

You can access **eduphoria** by going to <https://eduphoria.mckinneyisd.net/>

From the Home page of the MISD Website, click the Staff link at the top of the page.



Under the Staff Resource Center header, find the Staff Development section. Click on Eduphoria for the login page.




User name – enter your 6 digit employee number.

Password – this will be the same password you use to log into your email and district computer.

To learn more about **eduphoria Workshop** without having to travel across town to a class, eduphoria has an excellent online tutorial and video which will explain in detail how to do the following:

- Register for a class
- Check your portfolio
- Evaluate your presenter
- Print your portfolio

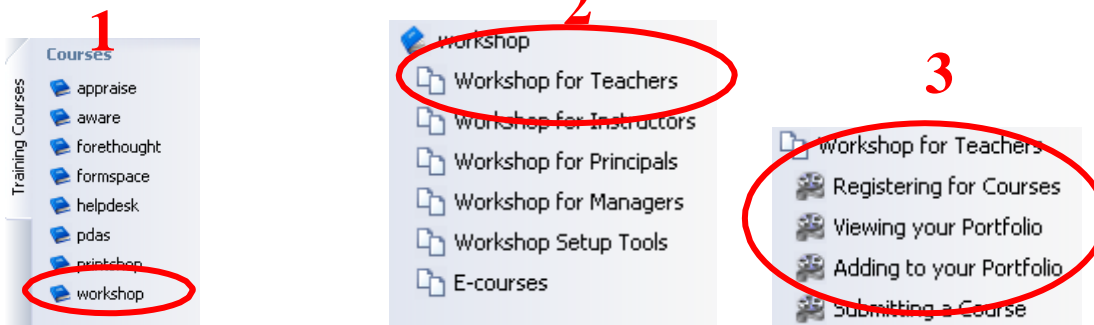
Click on the workshop icon in the middle of the page,



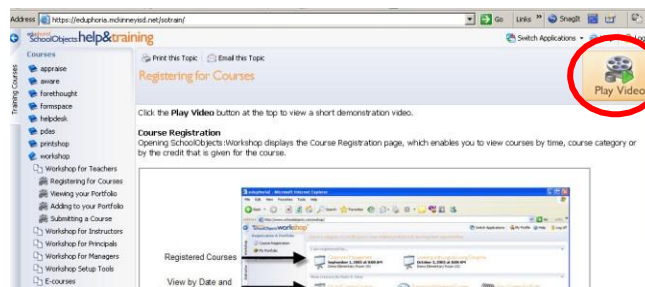
click on the Help icon at the top right of the screen,



on the left side of screen, choose <sup>1</sup> workshop, <sup>2</sup> Workshop for Teachers and you will see <sup>3</sup> a list of options to choose from:



For each tutorial, click the “Play Video” icon.



## “What if I have questions?”

If you have questions about your Log - In or the tutorial, please call the MISD helpdesk at [469-742-4048](tel:469-742-4048).

If you have questions about MISD Professional Development Policy or your transcript, please e-mail the professional development office:

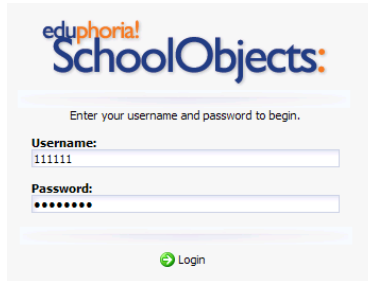
General Education – [jchowning@mckinneyisd.net](mailto:jchowning@mckinneyisd.net)

Special Education – [ringe@mckinneyisd.net](mailto:ringe@mckinneyisd.net)

**“But I would really like to attend a class...”**

## **How to Register for Class in Eduphoria**

Log in using your employee ID number and your password as you would to login to your email or district computer.



The image shows the login page for Eduphoria! SchoolObjects. At the top, it says "eduphoria! SchoolObjects:". Below that, it prompts the user to "Enter your username and password to begin." There are two input fields: "Username:" with the text "111111" and "Password:" with "\*\*\*\*\*". A "Login" button is at the bottom.

Click “workshop”



Then click Category (or Icon) that contains the class you want – for example



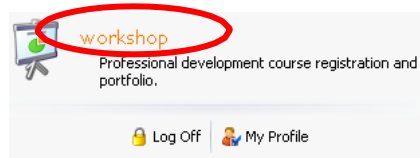
“New Employee Orientations with Human Resources”

Select one of the classes such as **New Employee In-house Orientation** and click the “Register” icon –



## **How to Complete a Survey for a Class in Eduphoria**

Click “workshop”



Then click the “My Portfolio” icon -  on the left side.

From the Portfolio Summary, select the class you attended and click the “Survey” tab.

Enter comments about the course then click the  button.