

User: Carolyn Burgett
 User Role: District

YEAR **2009-2010**



Financial Integrity Rating System of Texas

2009-2010 DISTRICT STATUS DETAIL

Name: MCKINNEY ISD(043907)	Publication Level 1: 6/17/2011 9:03:31 AM
Status: Passed	Publication Level 2: None
Rating: Superior Achievement	Last Updated: 6/17/2011 9:03:31 AM
District Score: 76	Passing Score: 56

#	Indicator Description	Updated	Score
1	Was The Total Fund Balance Less Reserved Fund Balance Greater Than Zero In The General Fund?	4/25/2011 3:34:58 PM	Yes
2	Was the Total Unrestricted Net Asset Balance (Net of Accretion of Interest on Capital Appreciation Bonds) In the Governmental Activities Column in the Statement of Net Assets Greater than Zero? (If the District's 5 Year % Change in Students was 10% more)	4/25/2011 3:34:58 PM	Yes
3	Were There No Disclosures In The Annual Financial Report And/Or Other Sources Of Information Concerning Default On Bonded Indebtedness Obligations?	4/25/2011 3:34:59 PM	Yes
4	Was The Annual Financial Report Filed Within One Month After November 27th or January 28th Deadline Depending Upon The District's Fiscal Year End Date (June 30th or August 31st)?	4/29/2011 3:35:11 PM	Yes
5	Was There An Unqualified Opinion in Annual Financial Report?	4/25/2011 3:34:59 PM	Yes
6	Did The Annual Financial Report Not Disclose Any Instance(s) Of Material Weaknesses In Internal Controls?	4/25/2011 3:34:59 PM	Yes
			1 Multiplier Sum

7	<u>Did the Districts Academic Rating Exceed Academically Unacceptable?</u>	4/25/2011 3:34:59 PM	5
8	<u>Was The Three-Year Average Percent Of Total Tax Collections (Including Delinquent) Greater Than 98%?</u>	4/25/2011 3:35:00 PM	5
9	<u>Did The Comparison Of PEIMS Data To Like Information In Annual Financial Report Result In An Aggregate Variance Of Less Than 3 Percent Of Expenditures Per Fund Type (Data Quality Measure)?</u>	5/10/2011 9:53:25 PM	5
10	<u>Were Debt Related Expenditures (Net Of IFA And/Or EDA Allotment) < \$350.00 Per Student? (If The District's Five-Year Percent Change In Students = Or > 7%, Or If Property Taxes Collected Per Penny Of Tax Effort > \$200,000 Per Student)</u>	4/25/2011 3:35:00 PM	5
11	<u>Was There No Disclosure In The Annual Audit Report Of Material Noncompliance?</u>	4/25/2011 3:35:01 PM	5
12	<u>Did The District Have Full Accreditation Status In Relation To Financial Management Practices? (e.g. No Conservator Or Monitor Assigned)</u>	4/25/2011 3:35:01 PM	5
13	<u>Was The Aggregate Of Budgeted Expenditures And Other Uses Less Than The Aggregate Of Total Revenues, Other Resources and Fund Balance In General Fund?</u>	4/25/2011 3:35:01 PM	5
14	<u>If The District's Aggregate Fund Balance In The General Fund And Capital Projects Fund Was Less Than Zero, Were Construction Projects Adequately Financed? (To Avoid Creating Or Adding To The Fund Balance Deficit Situation)</u>	5/10/2011 3:57:00 PM	5
15	<u>Was The Ratio Of Cash And Investments To Deferred Revenues (Excluding Amount Equal To Net Delinquent Taxes Receivable) In The General Fund Greater Than Or Equal To 1:1? (If Deferred Revenues Are Less Than Net Delinquent Taxes Receivable)</u>	4/25/2011 3:35:02 PM	5
16	<u>Was The Administrative Cost Ratio Less Than The Threshold Ratio?</u>	4/25/2011 3:35:02 PM	5
17	<u>Was The Ratio Of Students To Teachers Within the Ranges Shown Below According To District Size?</u>	4/25/2011 3:35:02 PM	5
18	<u>Was The Ratio Of Students To Total Staff Within the Ranges Shown Below According To District Size?</u>	4/25/2011 3:35:02 PM	5
19	<u>Was The Total Fund Balance In The General Fund More Than 50% And Less Than 150% Of Optimum According To The Fund Balance And Cash Flow Calculation Worksheet In The Annual Financial Report?</u>	4/25/2011 3:35:03 PM	5

20	Was The Decrease In Undesignated Unreserved Fund Balance < 20% Over Two Fiscal Years?(If 1.5 Times Optimum Fund Balance < Total Fund Balance In General Fund Or If Total Revenues > Operating Expenditures In The General Fund,Then District Receives 5 Points)	4/25/2011 3:35:03 PM	5
21	Was The Aggregate Total Of Cash And Investments In The General Fund More Than \$0?	4/25/2011 3:35:03 PM	5
22	Were Investment Earnings In All Funds (Excluding Debt Service Fund and Capital Projects Fund) More Than \$20 Per Student?	4/25/2011 3:35:03 PM	1
			76 Weighted Sum
			1 Multiplier Sum
			76 Score

DETERMINATION OF RATING

A.	Did The District Answer ' No ' To Indicators 1, 2, 3 Or 4? OR Did The District Answer ' No ' To Both 5 and 6? If So, The District's Rating Is Substandard Achievement .	
B.	Determine Rating By Applicable Range For summation of the indicator scores (Indicators 7-22)	
	Superior Achievement	72-80 and Yes to indicator 7
	Above Standard Achievement	64-71 or >= 72 and No to indicator 7
	Standard Achievement	56-63
	Substandard Achievement	<56 or No to one default indicator

INDICATOR 17 & 18 RATIOS

Indicator 17	Ranges for Ratios		Indicator 18	Ranges for Ratios	
	Low	High		Low	High
District Size - Number of Students Between	Low	High	District Size - Number of Students Between	Low	High
< 500	7	22	< 500	5	14
500-999	10	22	500-999	5.8	14

1000-4999	11.5	22	1000-4999	6.3	14
5000-9999	13	22	5000-9999	6.8	14
= > 10000	13.5	22	= > 10000	7.0	14

OPTIONS

Update Unpassed	Update All	Lower Publication Level
Raise Publication Level	Suspend	Suspension Reason.

Audit Home Page: [School Financial Audits](#) | Send comments or suggestions to schoolaudits@tea.state.tx.us

THE **TEXAS EDUCATION AGENCY**
 1701 NORTH CONGRESS AVENUE · AUSTIN, TEXAS, 78701 · (512) 463-9734

User: Carolyn Burgett
 User Role: District

Select An Option  [Help](#) [Home](#) [Log Out](#)






Financial Integrity Rating System of Texas

2009-2010 INDICATOR TEST 1

Name:	MCKINNEY ISD (043907)
Indicator:	Was The Total Fund Balance Less Reserved Fund Balance Greater Than Zero In The General Fund?
Status	Passed
Last Updated:	4/25/2011 3:34:58 PM

FORMULA

Field	Value	
(
(
Total Fund Balance	<input type="text" value="50,148,214"/>	
- Reserves	<input type="text" value="977,131"/>	
)		
)		
> Bankrupt Threshold	<input type="text" value="0"/>	

Mathematical Breakdown: 49,171,083 > 0

RESULT DETERMINATION REFERENCE

Financial distress avoidance is ascertained when the result of the formula is greater than zero.

Audit Home Page: [School Financial Audits](#) | Send comments or suggestions to schoolaudits@tea.state.tx.us

THE TEXAS EDUCATION AGENCY
 1701 NORTH CONGRESS AVENUE · AUSTIN, TEXAS, 78701 · (512) 463-9734

User: Carolyn Burgett
 User Role: District

Select An Option  Help Home Log Out



Financial Integrity Rating System of Texas

2009-2010 INDICATOR TEST 2

Name:	MCKINNEY ISD (043907)
Indicator:	Was the Total Unrestricted Net Asset Balance (Net of Accretion of Interest on Capital Appreciation Bonds) In the Governmental Activities Column in the Statement of Net Assets Greater than Zero? (If the District's 5 Year % Change in Students was 10% more)
Status	Passed
Last Updated:	4/25/2011 3:34:58 PM

FORMULA

Field	Value
(
(
2010 Total Students	<input type="text" value="23,774"/>
- 2006 Total Students	<input type="text" value="19,534"/>
)	
/ 2006 Total Students	<input type="text" value="19,534"/>
)	
>= Threshold for Five-Year Percent Change in Students	<input type="text" value="0.1"/>
Or	
(
(
Total Unrestricted Net Asset Balance	<input type="text" value="37,602,218"/>
+ Accretion of Interest for Capital Appreciation Bonds	<input type="text" value="0"/>
)	
> 0	
)	
Mathematical Breakdown: 0.2171 >= 0.1 Or 37,602,218 > 0	

RESULT DETERMINATION REFERENCE

This Indicator will be considered PASSED if EITHER of the following CONDITIONS is TRUE:

1. The District's Five-Year Percent Change in Students was 10% or MORE.

---- OR ----

2. On the 'Statement of Net Assets', in the 'Government Activities Column', was the Total Unrestricted Net Asset Balance (Net of Accretion of Interest on Capital Appreciation Bonds) GREATER THAN ZERO?

Audit Home Page: [School Financial Audits](#) | Send comments or suggestions to schoolaudits@tea.state.tx.us

THE **TEXAS EDUCATION AGENCY**
1701 NORTH CONGRESS AVENUE · AUSTIN, TEXAS, 78701 · (512) 463-9734

User: Carolyn Burgett
 User Role: District

Select An Option ▼ Help Home Log Out



Financial Integrity Rating System of Texas

2009-2010 INDICATOR TEST 3

Name:	MCKINNEY ISD (043907)
Indicator:	Were There No Disclosures In The Annual Financial Report And/Or Other Sources Of Information Concerning Default On Bonded Indebtedness Obligations?
Status	Passed
Last Updated:	4/25/2011 3:34:59 PM

FORMULA

Field	Value
Not Default Disclosures	false

RESULT DETERMINATION REFERENCE

This indicator will be considered PASSED if there were no disclosures in the annual financial report and/or other sources of information concerning default on bonded indebtedness obligations.

The district was able to make all bond payments.

Audit Home Page: [School Financial Audits](#) | Send comments or suggestions to schoolaudits@tea.state.tx.us

THE TEXAS EDUCATION AGENCY
 1701 NORTH CONGRESS AVENUE · AUSTIN, TEXAS, 78701 · (512) 463-9734

User: Carolyn Burgett
 User Role: District

[Select An Option](#) ▼
 [Help](#)
[Home](#)
[Log Out](#)



Financial Integrity Rating System of Texas

2009-2010 INDICATOR TEST 4

Name:	MCKINNEY ISD (043907)
Indicator:	Was The Annual Financial Report Filed Within One Month After November 27th or January 28th Deadline Depending Upon The District's Fiscal Year End Date (June 30th or August 31st)?
Status	Passed
Last Updated:	4/29/2011 3:35:11 PM

FORMULA

Field	Value
Date Received	2010/10/28
<= Due Date (Fiscal Year End + Deadline in Days After Fiscal Year End)	2010/12/28

RESULT DETERMINATION REFERENCE

This indicator will be considered PASSED if the audit report was on time or filed within 30 days of the deadline.

Audit Home Page: [School Financial Audits](#) | Send comments or suggestions to schoolaudits@tea.state.tx.us

THE **TEXAS EDUCATION AGENCY**
 1701 NORTH CONGRESS AVENUE · AUSTIN, TEXAS, 78701 · (512) 463-9734

User: Carolyn Burgett
 User Role: District

[Select An Option](#) ▼
 [Help](#)
[Home](#)
[Log Out](#)



Financial Integrity Rating System of Texas

2009-2010 INDICATOR TEST 5

Name:	MCKINNEY ISD (043907)
Indicator:	Was There An Unqualified Opinion in Annual Financial Report?
Status	Passed
Last Updated:	4/25/2011 3:34:59 PM

FORMULA

Field	Value
Clean Audit	<input type="text" value="true"/>

RESULT DETERMINATION REFERENCE

This indicator will be considered PASSED if the district received a "clean audit" (unqualified opinion).

Audit Home Page: [School Financial Audits](#) | Send comments or suggestions to schoolaudits@tea.state.tx.us

THE [TEXAS EDUCATION AGENCY](#)
 1701 NORTH CONGRESS AVENUE · AUSTIN, TEXAS, 78701 · (512) 463-9734

User: Carolyn Burgett
 User Role: District

[Select An Option](#) ▼
 [Help](#)
[Home](#)
[Log Out](#)




Financial Integrity Rating System of Texas

2009-2010 INDICATOR TEST 6

Name:	MCKINNEY ISD (043907)
Indicator:	Did The Annual Financial Report Not Disclose Any Instance(s) Of Material Weaknesses In Internal Controls?
Status	Passed
Last Updated:	4/25/2011 3:34:59 PM

FORMULA

Field	Value
Not Weak Internal Controls	<input type="text" value="false"/> 

RESULT DETERMINATION REFERENCE

This indicator will be considered PASSED if the external auditor reported no material weaknesses in the audit report.

Audit Home Page: [School Financial Audits](#) | Send comments or suggestions to schoolaudits@tea.state.tx.us

THE [TEXAS EDUCATION AGENCY](#)
 1701 NORTH CONGRESS AVENUE · AUSTIN, TEXAS, 78701 · (512) 463-9734

User: Carolyn Burgett
 User Role: District

[Select An Option](#) ▼
 [Help](#)
[Home](#)
[Log Out](#)




Financial Integrity Rating System of Texas

2009-2010 INDICATOR TEST 7

Name:	MCKINNEY ISD (043907)
Indicator:	Did the Districts Academic Rating Exceed Academically Unacceptable?
Result/Points	5
Last Updated:	4/25/2011 3:34:59 PM

FORMULA

Field	Value
Academic Rating	<input type="text" value="true"/> 

RESULT DETERMINATION REFERENCE

This indicator will be considered PASSED if the District did not receive Academically Unacceptable rating.

Audit Home Page: [School Financial Audits](#) | Send comments or suggestions to schoolaudits@tea.state.tx.us

THE [TEXAS EDUCATION AGENCY](#)
 1701 NORTH CONGRESS AVENUE · AUSTIN, TEXAS, 78701 · (512) 463-9734

User: Carolyn Burgett
 User Role: District

Select An Option  Help Home Log Out



Financial Integrity Rating System of Texas

2009-2010 INDICATOR TEST 8

Name:	MCKINNEY ISD (043907)
Indicator:	Was The Three-Year Average Percent Of Total Tax Collections (Including Delinquent) Greater Than 98%?
Result/Points	5
Last Updated:	4/25/2011 3:35:00 PM

FORMULA

Field	Value
(
(
2010 Tax Collections	137,831,547
+ 2009 Tax Collections	135,707,272
+ 2008 Tax Collections	129,456,757
)	
/	
(
2010 Tax Levy	137,720,872
+ 2009 Tax Levy	135,544,537
+ 2008 Tax Levy	127,700,680
)	
)	
> Acceptable Tax Collection Rate	0.98

Mathematical Breakdown: 1.0051 > 0.98

RESULT DETERMINATION REFERENCE

DETERMINATION OF POINTS

--	--	--	--	--

5	4	3	2	1	0
> 98%	> 95% =< 98%	> 92% =< 95%	> 89% =< 92%	> 86% =< 89%	< = 86%

Audit Home Page: [School Financial Audits](#) | Send comments or suggestions to schoolaudits@tea.state.tx.us

THE **TEXAS EDUCATION AGENCY**

1701 NORTH CONGRESS AVENUE · AUSTIN, TEXAS, 78701 · (512) 463-9734

User: Carolyn Burgett
 User Role: District

Select An Option ▼ [Help](#) [Home](#) [Log Out](#)



Financial Integrity Rating System of Texas

2009-2010 INDICATOR TEST 9

Name:	MCKINNEY ISD (043907)
Indicator:	Did The Comparison Of PEIMS Data To Like Information In Annual Financial Report Result In An Aggregate Variance Of Less Than 3 Percent Of Expenditures Per Fund Type (Data Quality Measure)?
Result/Points	5
Last Updated:	5/10/2011 9:53:25 PM

FORMULA

Field	Value	
Sum of Differences	251	?
/ Denominator	266,181,120	?
< Acceptable Level of Variance	0.03	?

Mathematical Breakdown: $0 < 0.03$

RESULT DETERMINATION REFERENCE

DETERMINATION OF POINTS	
5	0
< 3%	>= 3%

Audit Home Page: [School Financial Audits](#) | Send comments or suggestions to schoolaudits@tea.state.tx.us

THE TEXAS EDUCATION AGENCY
 1701 NORTH CONGRESS AVENUE · AUSTIN, TEXAS, 78701 · (512) 463-9734

User: Carolyn Burgett
 User Role: District

Select An Option  Help Home Log Out






Financial Integrity Rating System of Texas

2009-2010 INDICATOR TEST 10

Name:	MCKINNEY ISD (043907)
Indicator:	Were Debt Related Expenditures (Net Of IFA And/Or EDA Allotment) < \$350.00 Per Student? (If The District's Five-Year Percent Change In Students = Or > 7%, Or If Property Taxes Collected Per Penny Of Tax Effort > \$200,000 Per Student)
Result/Points	5
Last Updated:	4/25/2011 3:35:00 PM

FORMULA

Field	Value
If	
(
(
(
2010 Total Students	23,774
- 2006 Total Students	19,534
)	
/ 2006 Total Students	19,534
)	
)	
< Threshold for 5 Year Student Population Growth	0.07
And	
(
(
Total Tax Collection	137,831,547
/	
(
Total Tax Rate	1.54
* 100	
)	
)	
< Threshold for Revenue Collection Efficiency	200,000

)			
Then			
(
(Function 71 Expenditures	43,866,404	
-	IFA and EDA Allotments	0	
)			
/	2010 Total Students	23,774	
)			
Mathematical Breakdown: If 0.2171 < 0.07 And 895,010.0455 < 200,000 Then 1,845.1419			

RESULT DETERMINATION REFERENCE

DETERMINATION OF POINTS

5	4	3	2	1	0
< \$350	>= \$350 < \$600	>= \$600 < \$850	>= \$850 < \$1,100	>= \$1,100 < \$1,350	>= \$1,350

Audit Home Page: [School Financial Audits](#) | Send comments or suggestions to schoolaudits@tea.state.tx.us

THE **TEXAS EDUCATION AGENCY**

1701 NORTH CONGRESS AVENUE · AUSTIN, TEXAS, 78701 · (512) 463-9734

User: Carolyn Burgett
 User Role: District

[Select An Option](#) ▼
 [Help](#)
[Home](#)
[Log Out](#)




Financial Integrity Rating System of Texas

2009-2010 INDICATOR TEST 11

Name:	MCKINNEY ISD (043907)
Indicator:	Was There No Disclosure In The Annual Audit Report Of Material Noncompliance?
Result/Points	5
Last Updated:	4/25/2011 3:35:01 PM

FORMULA

Field	Value
Not Material Non-Compliance	<input type="text" value="false"/> 

RESULT DETERMINATION REFERENCE

This indicator will be considered PASSED if the Audit Reported No Material Noncompliance.

Audit Home Page: [School Financial Audits](#) | Send comments or suggestions to schoolaudits@tea.state.tx.us

THE **TEXAS EDUCATION AGENCY**
 1701 NORTH CONGRESS AVENUE · AUSTIN, TEXAS, 78701 · (512) 463-9734

User: Carolyn Burgett
 User Role: District

[Select An Option](#) ▼
 [Help](#)
[Home](#)
[Log Out](#)




Financial Integrity Rating System of Texas

2009-2010 INDICATOR TEST 12

Name:	MCKINNEY ISD (043907)
Indicator:	Did The District Have Full Accreditation Status In Relation To Financial Management Practices? (e.g. No Conservator Or Monitor Assigned)
Result/Points	5
Last Updated:	4/25/2011 3:35:01 PM

FORMULA

Field	Value
Full Accreditation	<input type="text" value="true"/> 

RESULT DETERMINATION REFERENCE

This indicator will be considered PASSED if the district had No Financial Conservator Or Monitor Assigned.

Audit Home Page: [School Financial Audits](#) | Send comments or suggestions to schoolaudits@tea.state.tx.us

THE **TEXAS EDUCATION AGENCY**
 1701 NORTH CONGRESS AVENUE · AUSTIN, TEXAS, 78701 · (512) 463-9734

User: Carolyn Burgett
 User Role: District

Select An Option



Financial Integrity Rating System of Texas

2009-2010 INDICATOR TEST 13

Name:	MCKINNEY ISD (043907)
Indicator:	Was The Aggregate Of Budgeted Expenditures And Other Uses Less Than The Aggregate Of Total Revenues, Other Resources and Fund Balance In General Fund?
Result/Points	5
Last Updated:	4/25/2011 3:35:01 PM

FORMULA

Field	Value
(
(
Budgeted Appropriations in the General Fund	177,996,485
+ Budgeted Other Uses in the General Fund	0
)	
-	
(
Budgeted Revenues in the General Fund	174,686,798
+ Budgeted Other Resources in the General Fund	250,000
+ Fund Balance In General Fund At July 1 or September 1 Depending On Fiscal Year End	49,480,709
)	
)	
< Standard for Annual Budget Surplus/Margin	0
Mathematical Breakdown: -46,421,022 < 0	

RESULT DETERMINATION REFERENCE

This indicator will be considered PASSED if the district adopts a balanced budget.

Audit Home Page: [School Financial Audits](#) | Send comments or suggestions to schoolaudits@tea.state.tx.us

THE TEXAS EDUCATION AGENCY
 1701 NORTH CONGRESS AVENUE · AUSTIN, TEXAS, 78701 · (512) 463-9734

User: Carolyn Burgett
 User Role: District

Select An Option



Financial Integrity Rating System of Texas

2009-2010 INDICATOR TEST 14

Name:	MCKINNEY ISD (043907)
Indicator:	If The District's Aggregate Fund Balance In The General Fund And Capital Projects Fund Was Less Than Zero, Were Construction Projects Adequately Financed? (To Avoid Creating Or Adding To The Fund Balance Deficit Situation)
Result/Points	5
Last Updated:	5/10/2011 3:57:00 PM

FORMULA

Field	Value
If	
(
Fund Balance In General Fund At July 1 or September 1 Depending On Fiscal Year End	50,148,214
+	
Fund Balance In Capital Projects Fund At July 1 or September 1 Depending On Fiscal Year End	26,277,426
)	
<	
Standard Capital Fund Margin	0
Then	
(
Expenditures Function 81 In General Fund and Capital Projects Fund	15,967,806
-	
Other Resources For Real Property Financing In General Fund and Capital Projects Fund	838,944
-	
(
Fund Balance In General Fund At July 1 or September 1 Depending On Fiscal Year Start	49,480,709
+	
Fund Balance In Capital Projects Fund At July 1 or September 1 Depending On Fiscal Year Start	48,687,766
)	
)	
<	
Standard Construction Margin	0

Mathematical Breakdown: If $76,425,640 < 0$ Then $-83,039,613 < 0$

RESULT DETERMINATION REFERENCE

The district adequately budgeted construction projects.

Audit Home Page: [School Financial Audits](#) | Send comments or suggestions to schoolaudits@tea.state.tx.us

THE [TEXAS EDUCATION AGENCY](#)

1701 NORTH CONGRESS AVENUE · AUSTIN, TEXAS, 78701 · (512) 463-9734

User: Carolyn Burgett
 User Role: District

Select An Option Help Home Log Out



Financial Integrity Rating System of Texas

2009-2010 INDICATOR TEST 15

Name:	MCKINNEY ISD (043907)
Indicator:	Was The Ratio Of Cash And Investments To Deferred Revenues (Excluding Amount Equal To Net Delinquent Taxes Receivable) In The General Fund Greater Than Or Equal To 1:1? (If Deferred Revenues Are Less Than Net Delinquent Taxes Receivable)
Result/Points	5
Last Updated:	4/25/2011 3:35:02 PM

FORMULA

Field	Value
If	
(
(
Deferred Revenue in the General Fund	3,476,149
- Property Tax Receivable Net of Uncollectible	3,247,198
)	
> Standard Deferred Revenue Margin	0
)	
Then	
(
(
Cash in the General Fund	52,438,300
+ Investments in the General Fund	0
)	
/	
(
Deferred Revenue in the General Fund	3,476,149
- Property Tax Receivable Net of Uncollectible	3,247,198
)	
)	

Mathematical Breakdown: If 228,951 > 0 Then 229.0372

RESULT DETERMINATION REFERENCE

DETERMINATION OF POINTS

5	4	3	2	1	0
≥ 1.00	$\Rightarrow 0.95 < 1.00$	$\Rightarrow 0.90 < 0.95$	$\Rightarrow 0.85 < 0.90$	$\Rightarrow 0.80 < 0.85$	< 0.80

Audit Home Page: [School Financial Audits](#) | Send comments or suggestions to schoolaudits@tea.state.tx.us

THE **TEXAS EDUCATION AGENCY**

1701 NORTH CONGRESS AVENUE · AUSTIN, TEXAS, 78701 · (512) 463-9734

User: Carolyn Burgett
 User Role: District

Select An Option



Financial Integrity Rating System of Texas

2009-2010 INDICATOR TEST 16

Name:	MCKINNEY ISD (043907)
Indicator:	Was The Administrative Cost Ratio Less Than The Threshold Ratio?
Result/Points	5
Last Updated:	4/25/2011 3:35:02 PM

FORMULA

Field	Value
Acceptable Administrative Cost Ratio	0.1105
> District Administrative Cost Ratio	0.061973649

Mathematical Breakdown: 0.1105 > 0.062

RESULT DETERMINATION REFERENCE

DETERMINATION OF POINTS

ADA Group	Standard
10,000 and Above	0.1105
5,000 to 9,999	0.1250
1,000 to 4,999	0.1401
500 to 999	0.1561
Less than 500	0.2654
Sparse	0.3614

5	0
Cost Ratio < Threshold	Cost Ratio >= Threshold

Audit Home Page: [School Financial Audits](#) | Send comments or suggestions to schoolaudits@tea.state.tx.us

THE **TEXAS EDUCATION AGENCY**
1701 NORTH CONGRESS AVENUE · AUSTIN, TEXAS, 78701 · (512) 463-9734

User: Carolyn Burgett
 User Role: District

Select An Option  Help Home Log Out



Financial Integrity Rating System of Texas

2009-2010 INDICATOR TEST 17

Name:	MCKINNEY ISD (043907)
Indicator:	Was The Ratio Of Students To Teachers Within the Ranges Shown Below According To District Size?
Result/Points	5
Last Updated:	4/25/2011 3:35:02 PM

FORMULA

Field	Value
(
Number of Students	23,774
/ Number of FTE Teachers	1,692.0341
)	
Mathematical Breakdown: 14.0505	

RESULT DETERMINATION REFERENCE

DETERMINATION OF POINTS

Students	Low	High
< 500	7.0	22
500 - 999	10.0	22
1000 - 4999	11.5	22
5000 - 9999	13.0	22

=> 10,000	13.5	22			
5	4	3	2	1	0
UL <= 100%	> 100% =< 105%	> 105% =< 110%	> 110% =< 115%	> 115% =< 120%	> 120%
LL => 100%	=> 95% < 100%	=> 90% < 95%	=> 85% < 90%	=> 80% < 85%	< 80%

Audit Home Page: [School Financial Audits](#) | Send comments or suggestions to schoolaudits@tea.state.tx.us

THE **TEXAS EDUCATION AGENCY**

1701 NORTH CONGRESS AVENUE · AUSTIN, TEXAS, 78701 · (512) 463-9734

User: Carolyn Burgett
 User Role: District

Select An Option  [Help](#) [Home](#) [Log Out](#)



Financial Integrity Rating System of Texas

2009-2010 INDICATOR TEST 18

Name:	MCKINNEY ISD (043907)
Indicator:	Was The Ratio Of Students To Total Staff Within the Ranges Shown Below According To District Size?
Result/Points	5
Last Updated:	4/25/2011 3:35:02 PM

FORMULA

Field	Value
(
Number of Students	23,774
/	
Number of FTE Staff	2,602.3858
)	
Mathematical Breakdown: 9.1355	

RESULT DETERMINATION REFERENCE

DETERMINATION OF POINTS

Students	Low	High
< 500	5.0	14
500 - 999	5.8	14
1000 - 4999	6.3	14
5000 - 9999	6.8	14

=> 10,000	7.0	14			
5	4	3	2	1	0
UL <= 100%	> 100% =< 105%	> 105% =< 110%	> 110% =< 115%	> 115% =< 120%	> 120%
LL => 100%	=> 95% < 100%	=> 90% < 95%	=> 85% < 90%	=> 80% < 85%	< 80%

Audit Home Page: [School Financial Audits](#) | Send comments or suggestions to schoolaudits@tea.state.tx.us

THE **TEXAS EDUCATION AGENCY**

1701 NORTH CONGRESS AVENUE · AUSTIN, TEXAS, 78701 · (512) 463-9734

User: Carolyn Burgett
 User Role: District

Select An Option Help Home Log Out



Financial Integrity Rating System of Texas

2009-2010 INDICATOR TEST 19

Name:	MCKINNEY ISD (043907)
Indicator:	Was The Total Fund Balance In The General Fund More Than 50% And Less Than 150% Of Optimum According To The Fund Balance And Cash Flow Calculation Worksheet In The Annual Financial Report?
Result/Points	5
Last Updated:	4/25/2011 3:35:03 PM

FORMULA

Field	Value
((Total General Fund Balance At June 30 or August 31, Depending On Fiscal Year End	50,148,214
/Optimum Fund Balance	74,268,515
) * 100)	
Mathematical Breakdown: 67.5228	

RESULT DETERMINATION REFERENCE

DETERMINATION OF POINTS					
5	4	3	2	1	0
UL < 150%	>= 150% =< 152.5%	>152.5% =< 155.0%	>155.0% =< 157.5%	>157.5% =< 160.0%	> 160.0%
LL > 50%	= > 47.5% =< 50%	= > 45.0% < 47.5%	= > 42.5% < 45.0%	= > 40.0% < 42.5%	< 40.0%

Audit Home Page: [School Financial Audits](#) | Send comments or suggestions to schoolaudits@tea.state.tx.us

THE [TEXAS EDUCATION AGENCY](#)

1701 NORTH CONGRESS AVENUE · AUSTIN, TEXAS, 78701 · (512) 463-9734

User: Carolyn Burgett
 User Role: District

Select An Option



Financial Integrity Rating System of Texas

2009-2010 INDICATOR TEST 20

Name:	MCKINNEY ISD (043907)
Indicator:	Was The Decrease In Undesignated Unreserved Fund Balance < 20% Over Two Fiscal Years?(If 1.5 Times Optimum Fund Balance < Total Fund Balance In General Fund Or If Total Revenues > Operating Expenditures In The General Fund,Then District Receives 5 Points)
Result/Points	5
Last Updated:	4/25/2011 3:35:03 PM

FORMULA

Field	Value
If	
(
Total Revenues in the General Fund	<input type="text" value="169,111,632"/>
- Expenditures in the General Fund in Functions 11-61 and Expenditure Object Codes 6100-6400	<input type="text" value="167,958,151"/>
> Acceptable Expenditure Revenue Gap	<input type="text" value="0"/>
)	
Or	
(
Optimum Fund Balance	<input type="text" value="74,268,515"/>
* Optimum Fund Balance Multiplier	<input type="text" value="1.5"/>
< Total General Fund Balance in the General Fund	<input type="text" value="50,148,214"/>
)	
Or	
(
Undesignated, Unreserved Fund Balance In General Fund At June 30 or August 31, Depending On Fiscal Year End, Two Fiscal Years Prior	<input type="text" value="51,897,168"/>
* Maximum Allowable 2 Year Change in Fund	<input type="text" value="0.8"/>
< Undesignated, Unreserved Fund Balance In General Fund For The Last Fiscal Year	<input type="text" value="48,751,000"/>
)	
Or	

(
 (
 Undesignated, Unreserved Fund Balance In General Fund For The Last Fiscal Year ?
 -Undesignated, Unreserved Fund Balance In General Fund At June 30 or August 31, Depending On Fiscal Year End, Two Fiscal Years Prior ?
)
 / Undesignated, Unreserved Fund Balance In General Fund At June 30 or August 31, Depending On Fiscal Year End, Two Fiscal Years Prior ?
)

Mathematical Breakdown: If $1,153,481 > 0$ Or $111,402,772.5 < 50,148,214$ Or $41,517,734.4 < 48,751,000$ Or -0.0606

RESULT DETERMINATION REFERENCE

DETERMINATION OF POINTS

5	4	3	2	1	0
< 20%	=> 20% < 21%	=> 21% < 22%	=> 22% < 23%	=> 23% < 24%	=> 24%

Audit Home Page: [School Financial Audits](#) | Send comments or suggestions to schoolaudits@tea.state.tx.us

THE **TEXAS EDUCATION AGENCY**
 1701 NORTH CONGRESS AVENUE · AUSTIN, TEXAS, 78701 · (512) 463-9734

User: Carolyn Burgett
 User Role: District

Select An Option ▼ Help Home Log Out



Financial Integrity Rating System of Texas

2009-2010 INDICATOR TEST 21

Name:	MCKINNEY ISD (043907)
Indicator:	Was The Aggregate Total Of Cash And Investments In The General Fund More Than \$0?
Result/Points	5
Last Updated:	4/25/2011 3:35:03 PM

FORMULA

Field	Value
Cash in the General Fund	52,438,300
+ Investments in the General Fund	0
> Acceptable Lower Limit for Cash and Investments	0

Mathematical Breakdown: $52,438,300 > 0$

RESULT DETERMINATION REFERENCE

DETERMINATION OF POINTS	
5	0
> 0	= < 0

Audit Home Page: [School Financial Audits](#) | Send comments or suggestions to schoolaudits@tea.state.tx.us

THE TEXAS EDUCATION AGENCY
 1701 NORTH CONGRESS AVENUE · AUSTIN, TEXAS, 78701 · (512) 463-9734

User: Carolyn Burgett
 User Role: District

Select An Option



Financial Integrity Rating System of Texas

2009-2010 INDICATOR TEST 22

Name:	MCKINNEY ISD (043907)
Indicator:	Were Investment Earnings In All Funds (Excluding Debt Service Fund and Capital Projects Fund) More Than \$20 Per Student?
Result/Points	1
Last Updated:	4/25/2011 3:35:03 PM

FORMULA

Field	Value
Investment Earnings In All Funds Except Debt Service Fund and Capital Projects Fund	393,646
/Number of Students	23,774
Mathematical Breakdown: 16.5578	

RESULT DETERMINATION REFERENCE

DETERMINATION OF POINTS					
5	4	3	2	1	0
> \$20	> \$19 <= \$20	> \$18 <= \$19	> \$17 <= \$18	> \$16 <= \$17	= < \$16

Audit Home Page: [School Financial Audits](#) | Send comments or suggestions to schoolaudits@tea.state.tx.us

THE TEXAS EDUCATION AGENCY
 1701 NORTH CONGRESS AVENUE · AUSTIN, TEXAS, 78701 · (512) 463-9734